

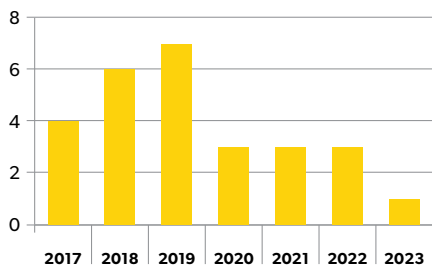
HOW ARE WE TRACKING?

HEALTH AND SAFETY PERFORMANCE OF THE NZ PLANTATION FORESTRY INDUSTRY



FATALITIES AS AT AUGUST 2023

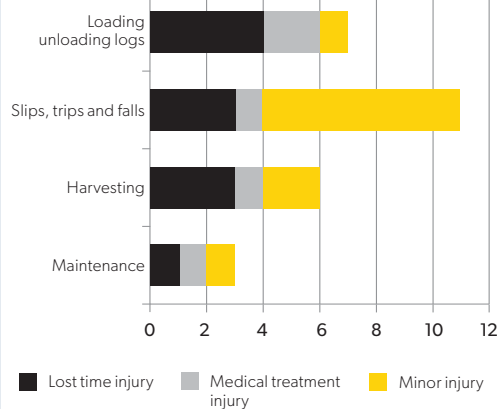
Fatalities



+ 1 fatality in 2023

FORESTRY INDUSTRY ACTIVITY Q2 2023

Critical risk area analysis



RESULTS TO END OF MARCH 2023

Trends & actual injuries

Injuries resulting in more than a week off work

31 injured in quarter
164 injured in year

Trends – Change since last quarter

↓ **-3.6%** rise in injuries per 1000 FTE workers

↓ **-3.0%** fall per 1 million m³ roundwood production

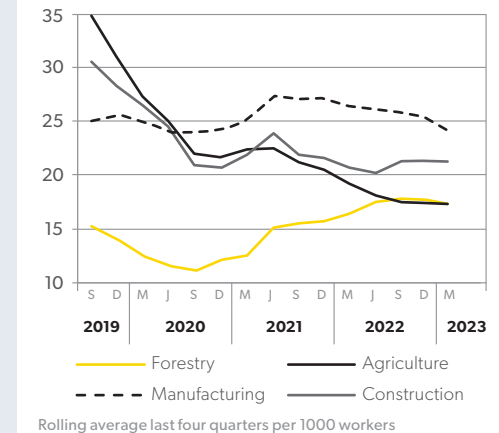
Trends – Change since last year

↑ **5.8%** rise in injuries per 1000 FTE workers

↑ **1.6%** rise per 1 million m³ roundwood production

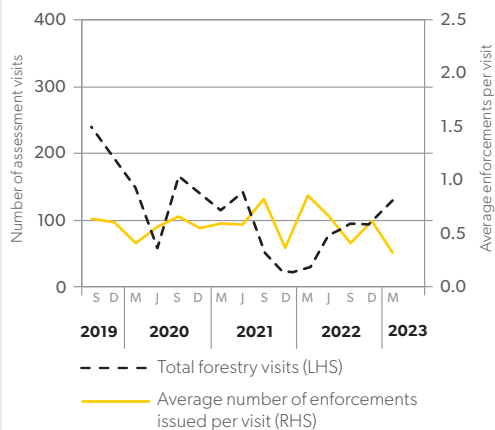
Injuries to workers

Rate of injuries resulting in more than a week off work



RESULTS TO END OF MARCH 2023

WorkSafe visits and notices



RESULTS FROM MAY TO AUGUST 2023

FISC Activity

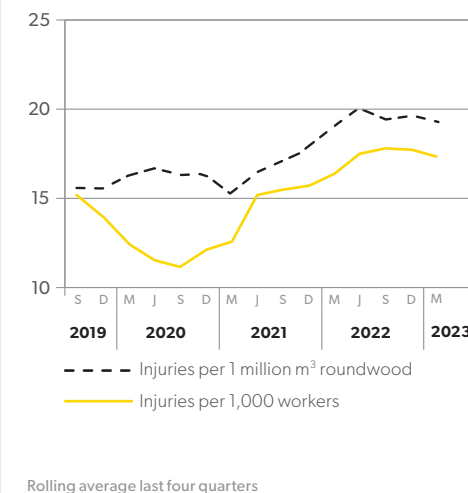
↑ **9,300** Safetree Facebook followers
↑ **487,000** Tiktok views last quarter

↑ **656,000** Facebook Reach last quarter
↑ **3,812** Safetree subscribers

↑ **5,236** TikTok followers
↓ **271** Certified or pending Contractors

How do we compare

Rate of injuries resulting in more than a week off work



Fatalities

Rate of fatalities per 100,000 FTEs

