

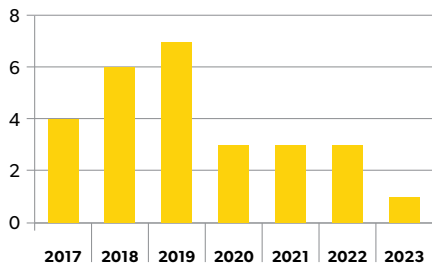
HOW ARE WE TRACKING?

HEALTH AND SAFETY PERFORMANCE OF THE NZ PLANTATION FORESTRY INDUSTRY



FATALITIES AS AT APRIL 2023

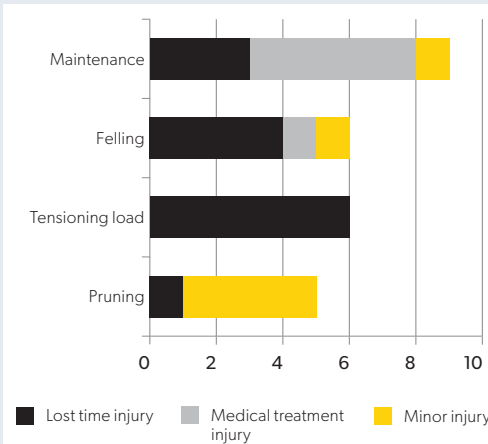
Fatalities



+ 1 fatality in 2023

FORESTRY INDUSTRY ACTIVITY Q4 2022

Critical risk area analysis



RESULTS TO END OF DECEMBER 2022

Trends & actual injuries

Injuries resulting in more than a week off work

38 injured in quarter
168 injured in year

Trends – Change since last quarter

↑ 0.5% rise in injuries per 1000 FTE workers

↓ -0.4% fall per 1 million m³ roundwood production

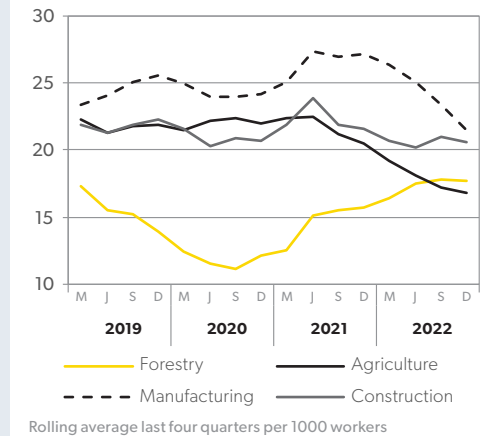
Trends – Change since last year

↑ 10.1% rise in injuries per 1000 FTE workers

↑ 12.5% rise per 1 million m³ roundwood production

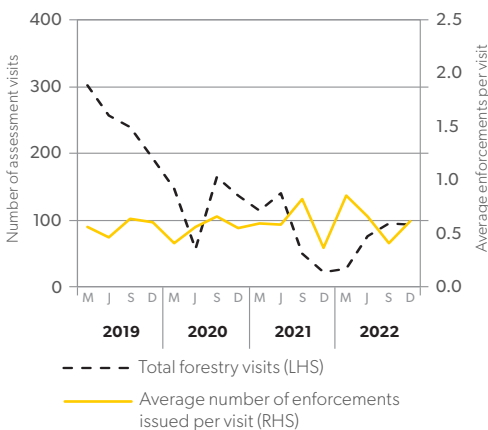
Injuries to workers

Rate of injuries resulting in more than a week off work



RESULTS TO END OF DECEMBER 2022

WorkSafe visits and notices



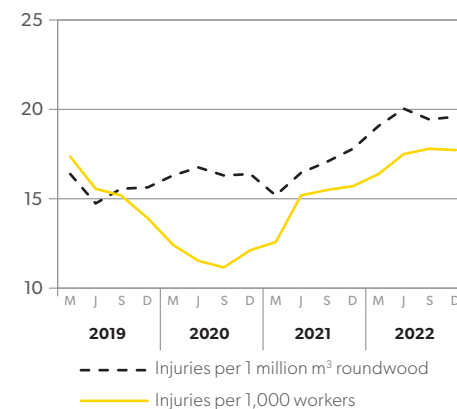
RESULTS FROM JAN TO APRIL 2023

FISC Activity

↑ 4,200 Safetree Facebook followers
↑ 61,818 Tiktok views last quarter
↑ 88,000 Facebook Reach last quarter
↑ 3,766 Safetree subscribers
↑ 840 TikTok followers
↑ 276 Certified or pending Contractors

How do we compare

Rate of injuries resulting in more than a week off work



Rolling average last four quarters

Fatalities

Rate of fatalities per 100,000 FTEs

